



CHS200

CH S 200 48 05 -□

① ② ③ ④ ⑤ ⑥



- ① Series name
- ② Single output
- ③ Output power
- ④ Input voltage
48:DC36-76V
- ⑤ Output voltage
3R3:3.3V
05:5.0V
12:12V
- ⑥ Optional
R :with Remote ON/OFF
Positive logic control
U :Shut down in protection
circuit working
B :BasePlate option with
Mounting hole M3
L2:Pin length 5.3mm
L5:5pins option
(+S,-S,TRM less)

MODEL	CHS200483R3	CHS2004805	CHS2004812
MAX OUTPUT WATTAGE[W]	165.0	200.0	192.0
DC OUTPUT	3.3V 50A	5.0V 40A	12V 16A

SPECIFICATIONS

	MODEL	CHS200483R3	CHS2004805	CHS2004812	
INPUT	VOLTAGE[V]	DC36 - 76			
	CURRENT[A]	*1 3.70typ	4.43typ	4.26typ	
	EFFICIENCY[%]	*1 93typ	94typ	94typ	
OUTPUT	VOLTAGE[V]	3.3	5	12	
	CURRENT[A]	50	40	16	
	LINE REGULATION[mV]	± 10max			
	LOAD REGULATION[mV]	± 10max			
	RIPPLE	[mVrms] *2	30max	30max	50max
		[mVp-p] *2	80max	100max	150max
	RIPPLE NOISE[mVp-p]	*2 120max	150max	180max	
	TEMPERATURE REGULATION[mV]	66max	100max	240max	
	DRIFT[mV]	*3 16max	20max	40max	
	START-UP TIME[ms]	200max (DCIN 48V, Io=100%)			
OUTPUT VOLTAGE ADJUSTMENT RANGE	Fixed (TRM pin open), adjustable by external resistor				
ADJUSTMENT RANGE	-10% / +15%	-10% / +20%	-10% / +10%		
OUTPUT VOLTAGE SETTING	± 1.6%				
PROTECTION CIRCUIT AND OTHERS	OVERCURRENT PROTECTION	Works over 105% of rating (Auto restart)			
	OVERVOLTAGE PROTECTION	120% - 140% (Auto restart)	125% - 145% (Auto restart)	115% - 135% (Auto restart)	
	REMOTE SENSING	Provided			
	REMOTE ON/OFF	Provided (Negative logic L:ON, H:OFF)			
ISOLATION	INPUT-OUTPUT	DC2,250V or AC1,000V 1minute, Cutoff current = 10mA, DC500V 50MΩ min (20±15°C)			
	INPUT-BASEPLATE	*5 DC2,250V or AC1,000V 1minute, Cutoff current = 10mA, DC500V 50MΩ min (20±15°C)			
	OUTPUT-BASEPLATE	*5 AC500V 1minute, Cutoff current = 10mA, DC500V 50MΩ min (20±15°C)			
ENVIRONMENT	OPERATING TEMP.,HUMID.AND ALTITUDE	-40 to +85°C, 20 - 95%RH (Non condensing) (Refer to DERATING CURVE), 3,000m (10,000feet) max			
	STORAGE TEMP.,HUMID.AND ALTITUDE	-40 to +100°C, 20 - 95%RH (Non condensing), 9,000m (30,000feet) max			
	VIBRATION	10 - 55Hz, 49.0m/s ² (5G), 3minutes period, 60minutes each along X, Y and Z axis			
	IMPACT	196.1m/s ² (20G), 11ms, once each along X, Y and Z axis			
SAFETY	AGENCY APPROVALS	UL60950-1, C-UL (CSA60950-1), EN60950-1			
OTHERS	CASE SIZE/WEIGHT	57.9 × 10.5 × 22.76mm [2.28 × 0.41 × 0.9 inches] (W × H × D) / 30g max			
	COOLING METHOD	58.4 × 12.7 × 23.26mm [2.3 × 0.5 × 0.92 inches] (W × H × D) / 45g max *5			
	CONDUCTION METHOD	Convection / Forced air / Conduction			

*1 At rated input(DC48V) and rated load. Ta=25°C, 2m/s.

*2 Ripple and ripple noise is measured by using measuring board with ceramic capacitor 22 μF.

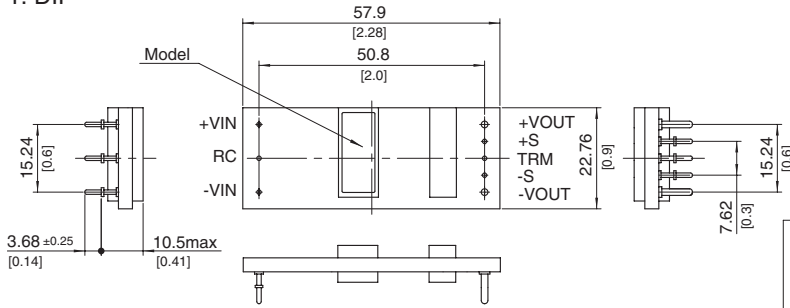
*3 Drift is the change in DC output for an eight hour period after a half-hour warm-up at 25°C, with the input voltage held constant at the rated input/output.

*4 Refer to the instruction manual for input voltage derating.

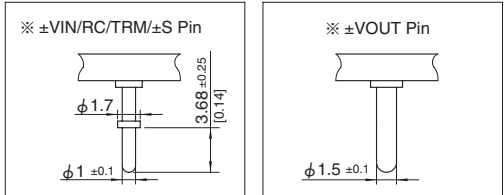
*5 BasePlate Option.

External view

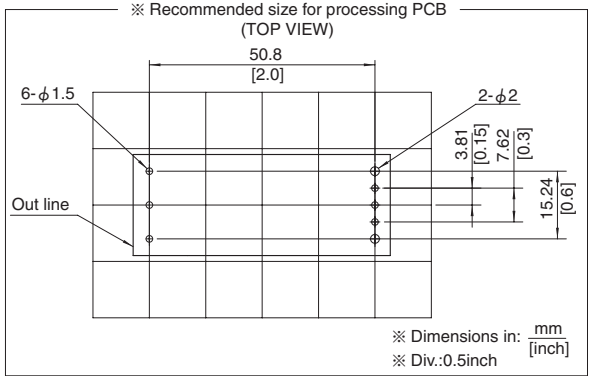
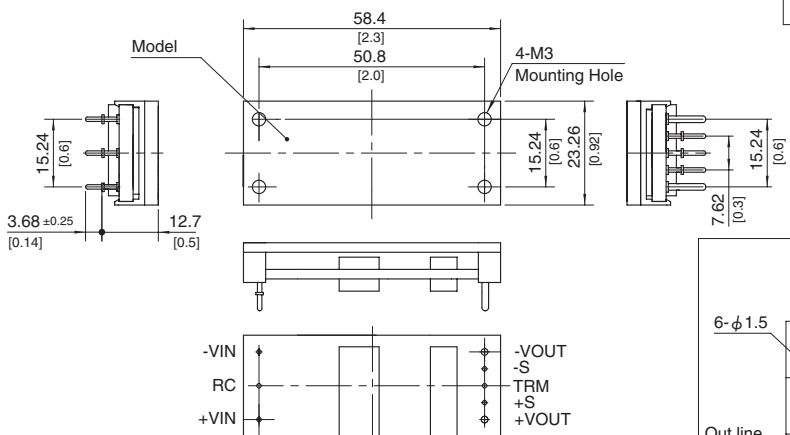
1. DIP



※ Tolerance : ±0.5 [±0.02]
 ※ Dimensions in mm, []=inches



2. BasePlate (optionB)



3. 5pins type (option L5)

